



MOCK EXAMINATION 3

ENGLISH

Examination Preparation

A1



Contents

The Structure of the Examination _____	5
--	---







Test

Language Elements _____	6
Listening Comprehension _____	7
Situational Responses _____	9
Reading Comprehension _____	10
Writing _____	13
Answer Sheet S30 _____	16–18
Oral Test _____	19

Information

Information for the Examiners _____	23
Points awarded _____	26
Marking Criteria _____	27
Answer Key _____	30
Transcription of Texts _____	31

The Structure of the Examination

	Sub-Test	Aim	Type of Test	Time in minutes
Written Examination	 1 Language Elements			
		Vocabulary and Grammar	10 multiple-choice items	10
	 2 Listening Comprehension			
	A	Selective listening	4 true/false items	
	B	Listening for Detail (numbers and letters)	5 multiple-choice items	
	 3 Situational Responses			approx. 15
	A	Communicative responses	3 matching items	
	B	Communicative responses	4 matching items	
	 4 Reading Comprehension			
	A	Reading for Gist	3 matching items	
Oral Examination	B	Reading for Detail	3 true/false items	30
	C	Selective Reading	3 multiple-choice items	
	 5 Writing			
	A	Filling in a Form		
	B	Writing a short Message		15
Oral Examination	 Oral Test			
	Part A:	About yourself		
	Part B:	Asking for and giving information		
	Part C:	Making and replying to requests, suggestions and offers		max. 15

Language Elements

Read the two texts and choose the correct word for each gap. Mark the correct answer, a or b, on the answer sheet.

Dear Susan and Phil,

I'm happy to tell you that I'm getting married 1 June 5th. The wedding party will 2 in Province, a little town just 3 hour away from Paris. My boy-friend, Jacques Ducros, is French and his family 4 there. We hope you can come from Australia to celebrate this special day with 5.

Love,

Carrie and Pierre

1 **a** in
 b on

3 **a** a
 b an

5 **a** us
 b we

2 **a** be
 b have

4 **a** comes
 b lives

Dear friends,

This is such great news! Thank you 6 much for the invitation to your party. Of course we 7 come! We are very happy to 8 with you and your family and friends on this day. We have never 9 to France but now we will come and see this country. It will be a wonderful time for sure! Once again, thank you so much for the invitation! You two are really wonderful people. We are very happy for 10 of you and wish you a long and happy life together.

Lots of love,

Susan and Phil

6 **a** many
 b very

8 **a** get
 b stay

10 **a** both
 b two

7 **a** can
 b don't

9 **a** been
 b were

[illegible]

ENGLISH A1

[illegible]

Familiennamen · Surnames · Apellidos · Noms · Cognoms · Soyadı · Фамилия

[illegible]

Vorname	First Name	Nombre	Prénom	Nome	Adi	Имя
---------	------------	--------	--------	------	-----	-----

				.		.		
--	--	--	--	---	--	---	--	--

Beispiel: 23. April 1989

Example: 23 April 1989

1	9	8	9	.	0	4	.	2	3
---	---	---	---	---	---	---	---	---	---

Geburtsdatum · Date of Birth · Fecha de nacimiento · Date de naissance · Data di nascita · Doğum tarihi · Дата рождения

[illegible]

Geburtsort · Place of Birth · Lugar de nacimiento · Lieu de naissance · Luogo di nascita · Doğum yeri · Место рождения

--	--	--

001 - Deutsch

003 - Français

005 - Italiano

007 - Magyar

009 - Русский язык

011 - Türkçe

013 - 汉语

002 - English

004 - Español

006 - Português

008 - Polski

010 - Český jazyk

012 - عربي

000 - andere/other

Muttersprache · First Language · Lengua materna · Langue maternelle · Madrelingua · Anadili · Родной язык

☐ männlich · male · masculino · masculin · maschile · erkek · мужской

☐ weiblich · female · femenino · féminin · femminile · kadın · женский

Geschlecht · Sex · Sexo · Sexe · Sesso · Cinsiyeti · Пол

[illegible]

Prüfungszentrum · Examination Centre · Centro examinador · Centre d'examen · Centro d'esame · Sınav merkezi · Экзаменационное учреждение

				.	.				
--	--	--	--	---	---	--	--	--	--

Beispiel: 04. Dezember 2016

Example: 04 December 2016

2016.12.04

Prüfungsdatum · Date of Examination · Fecha del examen · Date d'examen · Data dell'esame · Sinav tarihi · Дата экзамена

--	--	--	--	--	--

Testversion · Test Version · Versión del examen · Version d'examen · Versione d'esame · Sınav sürümü · Тестовая версия

								1	1	7	8				
--	--	--	--	--	--	--	--	---	---	---	---	--	--	--	--

1 Language Elements



1 <input type="radio"/> a <input type="radio"/> b 1	6 <input type="radio"/> a <input type="radio"/> b 6
2 <input type="radio"/> a <input type="radio"/> b 2	7 <input type="radio"/> a <input type="radio"/> b 7
3 <input type="radio"/> a <input type="radio"/> b 3	8 <input type="radio"/> a <input type="radio"/> b 8
4 <input type="radio"/> a <input type="radio"/> b 4	9 <input type="radio"/> a <input type="radio"/> b 9
5 <input type="radio"/> a <input type="radio"/> b 5	10 <input type="radio"/> a <input type="radio"/> b 10

2 Listening Comprehension



Part A	Part B
11 <input type="radio"/> + <input type="radio"/> - 11	15 <input type="radio"/> a <input type="radio"/> b 15
12 <input type="radio"/> + <input type="radio"/> - 12	16 <input type="radio"/> a <input type="radio"/> b 16
13 <input type="radio"/> + <input type="radio"/> - 13	17 <input type="radio"/> a <input type="radio"/> b 17
14 <input type="radio"/> + <input type="radio"/> - 14	18 <input type="radio"/> a <input type="radio"/> b 18
	19 <input type="radio"/> a <input type="radio"/> b 19

3 Situational Responses



Part A	Part B
20 <input type="radio"/> a <input type="radio"/> b <input type="radio"/> c <input type="radio"/> d 20	23 <input type="radio"/> e <input type="radio"/> f <input type="radio"/> g <input type="radio"/> h <input type="radio"/> i 23
21 <input type="radio"/> a <input type="radio"/> b <input type="radio"/> c <input type="radio"/> d 21	24 <input type="radio"/> e <input type="radio"/> f <input type="radio"/> g <input type="radio"/> h <input type="radio"/> i 24
22 <input type="radio"/> a <input type="radio"/> b <input type="radio"/> c <input type="radio"/> d 22	25 <input type="radio"/> e <input type="radio"/> f <input type="radio"/> g <input type="radio"/> h <input type="radio"/> i 25
	26 <input type="radio"/> e <input type="radio"/> f <input type="radio"/> g <input type="radio"/> h <input type="radio"/> i 26

4 Reading Comprehension



Part A	Part B	Part C
27 <input type="radio"/> a <input type="radio"/> b <input type="radio"/> c <input type="radio"/> d 27	30 <input type="radio"/> + <input type="radio"/> - 30	33 <input type="radio"/> a <input type="radio"/> b 33
28 <input type="radio"/> a <input type="radio"/> b <input type="radio"/> c <input type="radio"/> d 28	31 <input type="radio"/> + <input type="radio"/> - 31	34 <input type="radio"/> a <input type="radio"/> b 34
29 <input type="radio"/> a <input type="radio"/> b <input type="radio"/> c <input type="radio"/> d 29	32 <input type="radio"/> + <input type="radio"/> - 32	35 <input type="radio"/> a <input type="radio"/> b 35

5 Writing



Part A

36 _____

37 _____

38 _____

39 _____

40 _____

Only for Raters!

☐ + ☐ - 36

1	3						
---	---	--	--	--	--	--	--

Code Number Rater 1

☐ + ☐ - 37

1	3						
---	---	--	--	--	--	--	--

Code Number Rater 2

☐ + ☐ - 38

☐ + ☐ - 39

1	3						
---	---	--	--	--	--	--	--

Code Number telc Rater

☐ + ☐ - 40

6 Oral Test



Part A	Part B	Part C	Only for Examiners!																
I <input type="radio"/> <input type="radio"/> <input type="radio"/> <input type="radio"/> I	Impulse <input type="radio"/> <input type="radio"/> <input type="radio"/> <input type="radio"/>	Impulse <input type="radio"/> <input type="radio"/> <input type="radio"/> <input type="radio"/>	<table border="1"> <tr> <td>1</td><td>3</td><td></td><td></td><td></td><td></td><td></td><td></td> </tr> </table> <p>Code Number Examiner 1</p> <table border="1"> <tr> <td>1</td><td>3</td><td></td><td></td><td></td><td></td><td></td><td></td> </tr> </table> <p>Code Number Examiner 2</p>	1	3							1	3						
1	3																		
1	3																		
S <input type="radio"/> <input type="radio"/> <input type="radio"/> <input type="radio"/> S	Response <input type="radio"/> <input type="radio"/> <input type="radio"/> <input type="radio"/>	Response <input type="radio"/> <input type="radio"/> <input type="radio"/> <input type="radio"/>																	
N <input type="radio"/> <input type="radio"/> <input type="radio"/> <input type="radio"/> N	Impulse <input type="radio"/> <input type="radio"/> <input type="radio"/> <input type="radio"/>	Impulse <input type="radio"/> <input type="radio"/> <input type="radio"/> <input type="radio"/>																	
	Response <input type="radio"/> <input type="radio"/> <input type="radio"/> <input type="radio"/>	Response <input type="radio"/> <input type="radio"/> <input type="radio"/> <input type="radio"/>																	

Marking Criteria

Writing

Writing, Part A:

The answers given by the candidate should be checked with the Answer Key (see page 30). Simple spelling errors are accepted as long as they do not impair communication. If e.g. a candidate writes "Sanday" or "Sunnday" instead of "Sunday" the answer is completely acceptable (A1). However, for tasks which require writing dates or numbers, only correct dates or numbers are accepted.

Writing, Part B:

Raters assess the candidates' writing according to the following criteria:

		points	
1 2 3	Guiding points covered (each point)	2	The guiding point has been covered/processed and is appropriate in content and form despite errors which are normally accepted by a sympathetic reader.
		1	Due to errors in content and form the guiding point has only been partially covered/processed.
		0	The guiding point has not been covered/processed and/or is incomprehensible.
CD	Communicative Design	1.5	The communicative design is appropriate to the task.
		0.75	The design is only partly appropriate (e.g. no greeting formula).
		0	The design is not appropriate (no greeting and no closing formula).

A maximum of 7.5 points can be awarded for Writing Part B. Raters enter their marks on the Answer Sheet S30.

Examiners should be aware of the A1 descriptors given in the Common European Framework of Reference for Languages (CEF), e.g.:

Notes, Messages & Forms

Can write numbers and dates, own name, nationality, address, age, date of birth or arrival in the country, etc. such as on a hotel registration form.

(CEF, p. 84) *)

Overall Written Interaction

Can ask for or pass on personal details in written form.

(CEF, p. 83) *)

General Linguistic Range

Has a very basic range of simple expressions about personal details and needs of a concrete type.

(CEF, p. 110) *)

Processing Text

Can copy out single words and short texts presented in standard printed format.

(CEF, p. 96) *)

Grammatical Accuracy

Shows only limited control of a few simple grammatical structures and sentence patterns in a learnt repertoire.

(CEF, p. 114) *)

Orthographic Control

Can copy familiar words and short phrases e.g. simple signs or instructions, names of everyday objects, names of shops and set phrases used regularly. Can spell his/her address, nationality and other personal details.

(CEF, p. 114) *)

*) in: Common European Framework of Reference for Languages: Learning, teaching, assessment, CUP, Council of Europe 2001

Examination Preparation

MOCK EXAMINATION 3

ENGLISH A1

The characteristic features of telc examinations are examination papers based on clearly formulated language tasks and standardised and objective marking criteria. These features apply to all English examinations covered by the telc programme. The mock examination presented here enables teachers and learners to simulate the precise conditions under which the English A1 examinations take place, both from the perspective of organising the test as well as from the point of view of the test materials. In this way, it is possible to fully prepare candidates for the examination. The mock examination can also be used for practice purposes and for general information.