



MOCK EXAMINATION 1

ENGLISH

Examination Preparation

A2



Contents

The Structure of the Examination _____	5
--	---





Test


Language Elements _____	6
Listening Comprehension _____	8
Reading Comprehension _____	11
Writing _____	16
Oral Examination _____	17

Information

Score Sheet M10 _____	20
Answer Sheet S30 _____	21
Information for the Examiners _____	24
Marking, Points and Grades _____	27
Marking Criteria _____	28
Answer Key _____	30
Transcripts of Listening Comprehension Texts _____	31

The Structure of the Examination

	Sub-Test	Aim	Type of Test	Time in minutes
Written Examination	 1 Language Elements			15
	1.1	Vocabulary and Grammar	10 multiple-choice items	
	1.2	Interactive Elements	8 matching items	
	 2 Listening Comprehension			approx. 20
	2.1	Listening for Gist	5 true/false items	
	2.2	Listening for Detail	2 true/false items	
	2.3	Selective Listening	5 true/false items	
	 3 Reading Comprehension			30
	3.1	Reading for Gist	4 matching items	
	3.2	Reading for Detail	4 true/false items	
 4 Writing			15	
				3 guiding points

Oral Examination	 5 Oral Examination			approx. 10
	Part 1:	Getting to know each other	Examination with two candidates	
	Part 2:	Exchanging information		
	Part 3:	Consensus finding		

Language Elements, Part 1

Read the following text and decide which word (a, b or c) is missing in items 1–10.
Mark your answers on the answer sheet.

Dear Jane,

How are you? I hope _____ **1** _____ family is well. Are you going on holiday this year? I was _____ **2** _____ Paris for a week in the summer and _____ **3** _____ a very good time there. Paris is a really _____ **4** _____ city with lots of things to see and _____ **5** _____. Next year we _____ **6** _____ to go to Rome. Have you been there? Can you visit us next year? It would be very nice to see you again. _____ **7** _____ can you come and see us again? Please give my _____ **8** _____ to Andrew and the children. Our children _____ **9** _____ all very well. I hope to hear from you _____ **10** _____.

With best wishes,

- 1** a you
b your
c yours

- 2** a at
b in
c to

- 3** a had
b has
c have

- 4** a interest
b interested
c interesting

- 5** a do
b make
c take

- 6** a like
b want
c wish

- 7** a When
b Which
c Why

- 8** a greetings
b love
c wishes

- 9** a are
b have
c is

- 10** a good
b near
c soon

											1	1	9	2				
--	--	--	--	--	--	--	--	--	--	--	---	---	---	---	--	--	--	--

1 Language Elements

Part 1

- | | |
|---|---|
| 1 <input type="radio"/> a <input type="radio"/> b <input type="radio"/> c 1 | 6 <input type="radio"/> a <input type="radio"/> b <input type="radio"/> c 6 |
| 2 <input type="radio"/> a <input type="radio"/> b <input type="radio"/> c 2 | 7 <input type="radio"/> a <input type="radio"/> b <input type="radio"/> c 7 |
| 3 <input type="radio"/> a <input type="radio"/> b <input type="radio"/> c 3 | 8 <input type="radio"/> a <input type="radio"/> b <input type="radio"/> c 8 |
| 4 <input type="radio"/> a <input type="radio"/> b <input type="radio"/> c 4 | 9 <input type="radio"/> a <input type="radio"/> b <input type="radio"/> c 9 |
| 5 <input type="radio"/> a <input type="radio"/> b <input type="radio"/> c 5 | 10 <input type="radio"/> a <input type="radio"/> b <input type="radio"/> c 10 |

Part 2

- | | |
|---|---|
| 11 <input type="radio"/> a <input type="radio"/> b <input type="radio"/> c <input type="radio"/> d <input type="radio"/> e <input type="radio"/> f 11 | 15 <input type="radio"/> a <input type="radio"/> b <input type="radio"/> c <input type="radio"/> d <input type="radio"/> e <input type="radio"/> f 15 |
| 12 <input type="radio"/> a <input type="radio"/> b <input type="radio"/> c <input type="radio"/> d <input type="radio"/> e <input type="radio"/> f 12 | 16 <input type="radio"/> a <input type="radio"/> b <input type="radio"/> c <input type="radio"/> d <input type="radio"/> e <input type="radio"/> f 16 |
| 13 <input type="radio"/> a <input type="radio"/> b <input type="radio"/> c <input type="radio"/> d <input type="radio"/> e <input type="radio"/> f 13 | 17 <input type="radio"/> a <input type="radio"/> b <input type="radio"/> c <input type="radio"/> d <input type="radio"/> e <input type="radio"/> f 17 |
| 14 <input type="radio"/> a <input type="radio"/> b <input type="radio"/> c <input type="radio"/> d <input type="radio"/> e <input type="radio"/> f 14 | 18 <input type="radio"/> a <input type="radio"/> b <input type="radio"/> c <input type="radio"/> d <input type="radio"/> e <input type="radio"/> f 18 |

2 Listening Comprehension

Part 1

- | |
|---|
| 19 <input type="radio"/> + <input type="radio"/> - 19 |
| 20 <input type="radio"/> + <input type="radio"/> - 20 |
| 21 <input type="radio"/> + <input type="radio"/> - 21 |
| 22 <input type="radio"/> + <input type="radio"/> - 22 |
| 23 <input type="radio"/> + <input type="radio"/> - 23 |

Part 2

- | |
|---|
| 24 <input type="radio"/> + <input type="radio"/> - 24 |
| 25 <input type="radio"/> + <input type="radio"/> - 25 |

Part 3

- | |
|---|
| 26 <input type="radio"/> + <input type="radio"/> - 26 |
| 27 <input type="radio"/> + <input type="radio"/> - 27 |
| 28 <input type="radio"/> + <input type="radio"/> - 28 |
| 29 <input type="radio"/> + <input type="radio"/> - 29 |
| 30 <input type="radio"/> + <input type="radio"/> - 30 |

3 Reading Comprehension

Part 1

- | |
|---|
| 31 <input type="radio"/> a <input type="radio"/> b <input type="radio"/> c <input type="radio"/> d <input type="radio"/> e <input type="radio"/> f <input type="radio"/> g <input type="radio"/> h 31 |
| 32 <input type="radio"/> a <input type="radio"/> b <input type="radio"/> c <input type="radio"/> d <input type="radio"/> e <input type="radio"/> f <input type="radio"/> g <input type="radio"/> h 32 |
| 33 <input type="radio"/> a <input type="radio"/> b <input type="radio"/> c <input type="radio"/> d <input type="radio"/> e <input type="radio"/> f <input type="radio"/> g <input type="radio"/> h 33 |
| 34 <input type="radio"/> a <input type="radio"/> b <input type="radio"/> c <input type="radio"/> d <input type="radio"/> e <input type="radio"/> f <input type="radio"/> g <input type="radio"/> h 34 |

Part 2

- | |
|---|
| 35 <input type="radio"/> + <input type="radio"/> - 35 |
| 36 <input type="radio"/> + <input type="radio"/> - 36 |
| 37 <input type="radio"/> + <input type="radio"/> - 37 |
| 38 <input type="radio"/> + <input type="radio"/> - 38 |

Part 3

- | |
|---|
| 39 <input type="radio"/> a <input type="radio"/> b <input type="radio"/> c <input type="radio"/> d <input type="radio"/> e <input type="radio"/> f 39 |
| 40 <input type="radio"/> a <input type="radio"/> b <input type="radio"/> c <input type="radio"/> d <input type="radio"/> e <input type="radio"/> f 40 |
| 41 <input type="radio"/> a <input type="radio"/> b <input type="radio"/> c <input type="radio"/> d <input type="radio"/> e <input type="radio"/> f 41 |
| 42 <input type="radio"/> a <input type="radio"/> b <input type="radio"/> c <input type="radio"/> d <input type="radio"/> e <input type="radio"/> f 42 |

Only for Examiner(s)!

5 Oral Examination

Part 1

- | | | |
|-------------------------|-------------------------|-------------------------|
| <input type="radio"/> A | <input type="radio"/> B | <input type="radio"/> C |
|-------------------------|-------------------------|-------------------------|

Part 2

- | | | | | | |
|-------------------------|-------------------------|-------------------------|-------------------------|-------------------------|-------------------------|
| <input type="radio"/> A | <input type="radio"/> B | <input type="radio"/> C | <input type="radio"/> D | <input type="radio"/> E | <input type="radio"/> F |
|-------------------------|-------------------------|-------------------------|-------------------------|-------------------------|-------------------------|

Part 3

- | | | | | | |
|-------------------------|-------------------------|-------------------------|-------------------------|-------------------------|-------------------------|
| <input type="radio"/> A | <input type="radio"/> B | <input type="radio"/> C | <input type="radio"/> D | <input type="radio"/> E | <input type="radio"/> F |
|-------------------------|-------------------------|-------------------------|-------------------------|-------------------------|-------------------------|

--	--	--	--	--	--	--	--	--	--

Code No. Examiner 1

--	--	--	--	--	--	--	--	--	--

Code No. Examiner 2 (optional)

Test Version 1192-M10-

--	--	--	--	--	--

Marking, Points and Grades

For the *Language Elements*, *Listening Comprehension* and *Reading Comprehension* parts of the examination, check learners' answers with the help of the answer key given on page 30. Award points as follows:

Language Elements, Part 1	Items 1–10	0.5 points each
Language Elements, Part 2	Items 11–18	1 point each
Listening Comprehension, Part 1	Items 19–23	2 points each
Listening Comprehension, Part 2	Items 24–25	2 points each
Listening Comprehension, Part 3	Items 26–30	2 points each
Reading Comprehension, Part 1	Items 31–34	2 points each
Reading Comprehension, Part 2	Items 35–38	2 points each
Reading Comprehension, Part 3	Items 39–42	2 points each

For the *Writing* part, award points according to the marking criteria on page 28.

For the *Oral Examination*, award points according to the marking criteria on page 29.

In order to pass the examination, the candidate must obtain at least 60 points. If this requirement is met, the grade is calculated according to the following table:

90–100 points	Very Good
80–89.5 points	Good
70–79.5 points	Satisfactory
60–69.5 points	Pass

The entire examination can be retaken as many times as the candidate wishes.

Examination Preparation

MOCK EXAMINATION 1

ENGLISH A2

The characteristic features of telc examinations are examination papers based on clearly formulated language tasks and standardised and objective marking criteria. These features apply to all English examinations covered by the telc programme. The mock examination presented here enables teachers and learners to simulate the precise conditions under which the A2 English examinations take place, both from the perspective of organising the test as well as from the point of view of the test materials. In this way, it is possible to fully prepare candidates for the examination. The mock examination can also be used for practice purposes and for general information.